

# Oregon GEAR UP Dashboard

## OVERVIEW



### WHAT IS THE OREGON GEAR UP DASHBOARD?

The **Oregon GEAR UP dashboard** is an interactive tool that allows **GEAR UP educators and administrators** to view **important data and information** related to the students, families, educators, and schools served by Oregon GEAR UP.

### PURPOSE – ASSESSMENT, PLANNING, EXPLORATION, SHARING

- Data-Informed College & Career Readiness Assessment & Planning
- Data Exploration & Sharing

### HOW CAN GEAR UP SCHOOLS USE THE DASHBOARD?

The **Oregon GEAR UP dashboard** can help schools:

- ✓ Assess progress in meeting GEAR UP and school goals; View survey data in real-time; Filter data (ex. by School, Grade Level, School Year)
- ✓ Identify strengths and areas of need, and inform college and career readiness efforts
- ✓ Obtain data for GEAR UP evaluations and report on measurable objectives (MOs)
- ✓ Plan for GEAR UP activities and develop GEAR UP school plans
- ✓ Share important information with key stakeholders, including educators, families, students, community members, and current and potential funders

### SOURCES OF DATA








Currently, the dashboard includes data from the following sources:

- ✓ GEAR UP student, parent, and educator surveys (attitudes, skills, knowledge and practices)
- ✓ Oregon Department of Education (demographic, school attendance, and academic information)
- ✓ National Student Clearinghouse (college enrollment data)
- ✓ GEAR UP school plans (GEAR UP activities)
- ✓ College and Career Readiness Inventory (school-wide college and career readiness activities and efforts)

### HOW IS THE DASHBOARD ORGANIZED?

The **Oregon GEAR UP dashboard** is organized into *tabs* that cover three main areas:

- Welcome/General Information
- The 5 “R”s – research-based principles that form a framework for our grant
- Reports and Printed Materials

Dashboard Tab	Contents of the Tab
<b>Home</b>	An introductory tab explains the organization of the Dashboard, and instructions on how to use the features and interpret the data results displayed.
 Cluster Profile	The Cluster Profile provides important information on the GEAR UP cluster, including school & student profile demographics, and survey respondent demographics.
 Reaching Higher	<ul style="list-style-type: none"> <li>○ High school graduation and college enrollment rates</li> <li>○ College expectations</li> <li>○ Perceived barriers</li> </ul>
 Rigor	<ul style="list-style-type: none"> <li>○ Attendance &amp; Standardized Testing</li> <li>○ Organization &amp; Time Management</li> <li>○ Access to Technology</li> <li>○ College &amp; Career Preparation</li> <li>○ Growth Mindset</li> <li>○ Academic Struggle &amp; Support</li> </ul>
 Relevance	<ul style="list-style-type: none"> <li>○ Career Connection</li> <li>○ Career Exploration</li> </ul>
 Relationships	<ul style="list-style-type: none"> <li>○ Peer Support</li> <li>○ Family Involvement &amp; Support</li> <li>○ Family-School Communication &amp; Engagement</li> <li>○ Teacher Support &amp; Encouragement</li> <li>○ School Culture &amp; Support</li> </ul>
 Raising Awareness	<ul style="list-style-type: none"> <li>○ College Knowledge</li> <li>○ Financial Aid</li> <li>○ College Costs &amp; Affordability</li> <li>○ FAFSA, Scholarship, &amp; College Applications</li> </ul>
 Key Data Repo...	The Key Data Report is a brief report that highlights key data points for each R, similar to previous Site Visit Data Reports. The report can be printed or exported into pdf. This report also allows clusters to compare their data to GEAR UP averages (cohort/priority/Ford).
<b>Senior Survey</b>	The report displays data from the Senior Exit Survey administered to 12 <sup>th</sup> graders, including plans for after graduating high school and steps taken while in high school.
<b>Handouts: Parent, Student, Educator</b>	The parent, student and educator handouts are one-page reports in English or Spanish showing key data relevant to each group of stakeholders.
<b>Data Placemats</b>	The data placemats are reports with data and questions around a theme such as teacher expectations. They are designed to be two pages that are printed and placed side by side, and used to spark conversation in a group setting.

## CONTENTS & NAVIGATION

- Dashboard Cheat Sheet: <http://oregongearup.org/grant/surveys>
- Affiliate GEAR UP Schools should access the Data Dashboard here: <https://oregongearup.org/affiliate/current>